

Welcome to Year 5 and Year 6

Parent/Carer meeting 18/9/2024



Phase Team Leader: Mrs Mann




SENDco: Miss Waxer



Family Support Worker: Ms Colley




School Counselor: Tara Green



SAFEGUARDING

Designated Safeguarding Leads (DSLs): Mrs Cooper and Miss Penn



If you are concerned about the safety of a child you can also speak to Mrs Pratt, Miss Waxer, Mrs Mann, Ms Dempsey or Ms Colley



The Year 6 Team


6I Mrs Iwin



6A Miss Ali



6M Miss Mazowe



Support staff: Ms Wan and Mrs Lawmann



The Year 5 Team

5K Mrs Kataruka



5E Miss Emery



5D Mrs Dimitrova



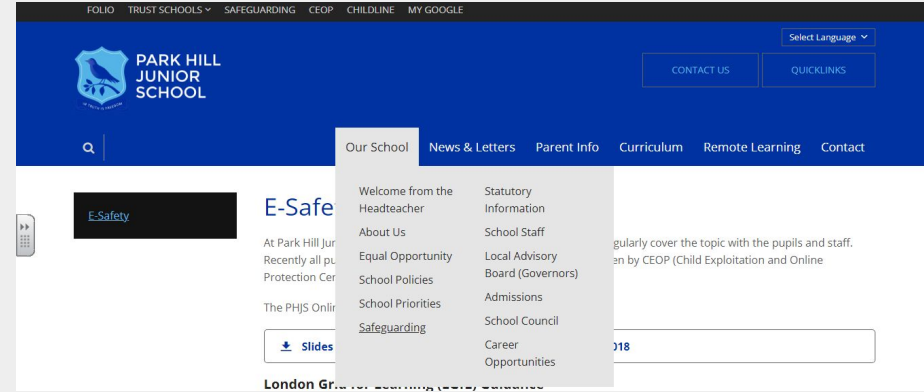
Support staff: Mrs Imran and Mr Johnston



SAFEGUARDING

E-Safety

We have extensive security measures in place at school and teach them regularly about potential dangers, unsuitable material and how to stay safe online.



It is important that these messages are also talked about at home especially when children are using computers, tablets or mobile phones independently.

www.thinkuknow.co.uk/parents/ www.internetmatters.org/




MOBILE PHONES and APPs

Your child might have access to a mobile phone this year. Please teach them about E-safety and reinforce the messages they receive from school.

If they have access to certain APPs please check their security settings and make sure you also have access to the phone.

Friendship issues can and do occur which then continue into school.



Attendance

- New guidance from the Department of Education - see letter sent in July 2024
- Morning registration - 8:50am - 9am. Learning start at 8:50am.
- Removal of the H Code - Authorised Holiday in Term Time. Any holidays that are taken will be recorded with a G code - Unauthorised Holiday in Term Time, and you will be liable for a penalty notice.



Who is Liable for a Penalty Notice/Prosecution

Penalty notices/prosecution are now issued/sought for each parent for each child (per parent, per child). A parent refers to anyone with parental responsibility and may include carers, stepparents, grandparents, or any other adult with parental responsibility.

First Offence

The first time a penalty notice is issued for term time leave of absence or unauthorised absences the amount has increased to:

£160 per parent, per child if paid within 28 days of being issued.

Second Offence

If a second penalty notice is issued for term-time leave of absence or unauthorised absence within a three-year period, there will not be a discount for early payment.

Third Offence/Any Further Offences Within a Three Year Period

If there is a third instance of term time leave of absence or unauthorised absence, a penalty notice will not be issued. Any further cases will be referred directly to the Magistrates' Court for prosecution. Magistrates can impose a fine of up to £2500 per parent, per child. If a parent is found guilty of an offence, this is recorded as a criminal offence and will show on any DBS (Disclosure and Barring Service) checks as "Failure to Safeguard a Child's Education"

Please be aware, your child will not be allowed to attend activities such as discos or maths challenges if attendance or punctuality is of concern.

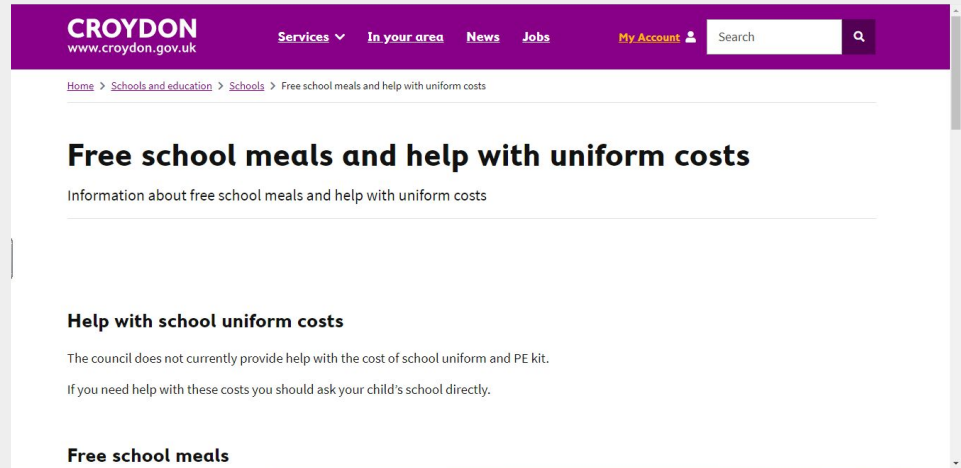


FREE SCHOOL MEALS

If your circumstances have changed you can check to see if your child is eligible for free school meals.

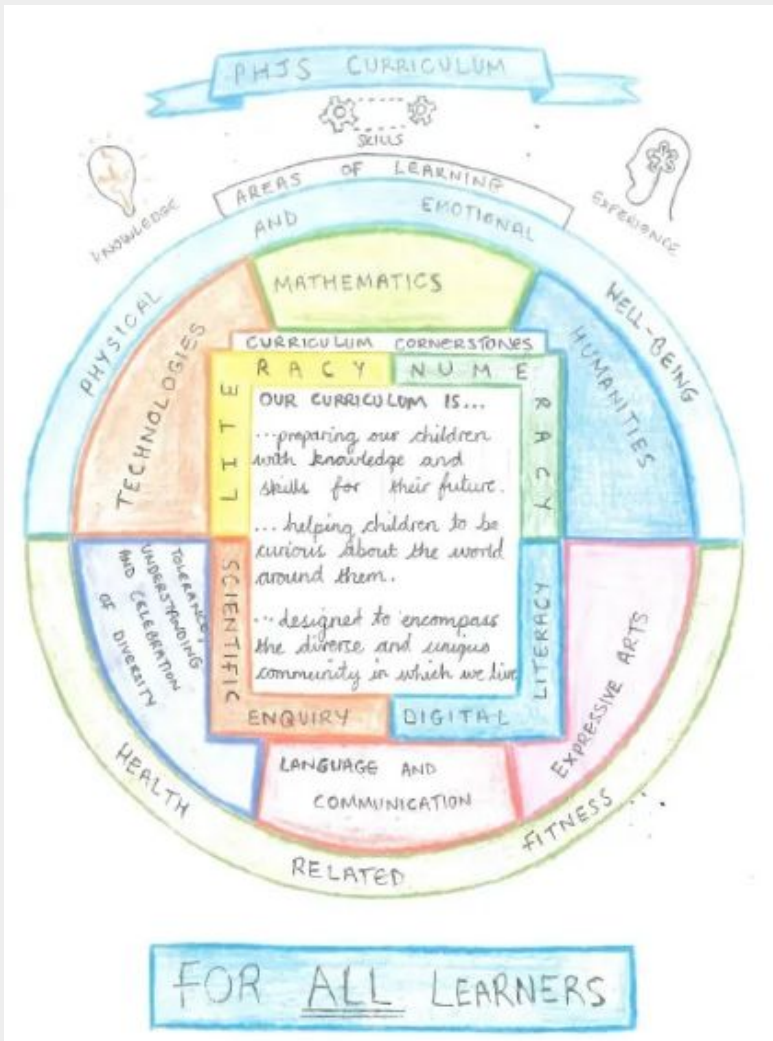
There is a link on our website to the Croydon Council form.

The school also receives additional funding to further the learning experience of your child.



The screenshot shows the Croydon Council website. The header is purple with the Croydon logo and navigation links: Services, In your area, News, Jobs, My Account, and a search bar. The breadcrumb trail is: Home > Schools and education > Schools > Free school meals and help with uniform costs. The main heading is "Free school meals and help with uniform costs" with a sub-heading "Information about free school meals and help with uniform costs". Below this is a section titled "Help with school uniform costs" which states: "The council does not currently provide help with the cost of school uniform and PE kit. If you need help with these costs you should ask your child's school directly." The section "Free school meals" is partially visible at the bottom.





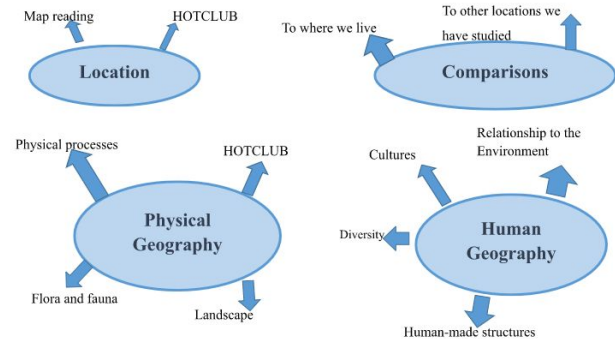
The PHJS Curriculum - Our Intent

- 3 main aims
- Our learning in lessons helps us to achieve the aims
- Planned and sequenced
- Broad and ambitious
- Promote their curiosity
- Cultural Capital



PHJS Curriculum

Threshold Concepts – Geography



Follow

Park Hill Junior School

@phjsroydon

A three form entry Junior School situated in the heart of Croydon. Our vision has always been to never put limits on what our children can achieve.

Joined March 2019

6 Following 131 Followers

Tweets

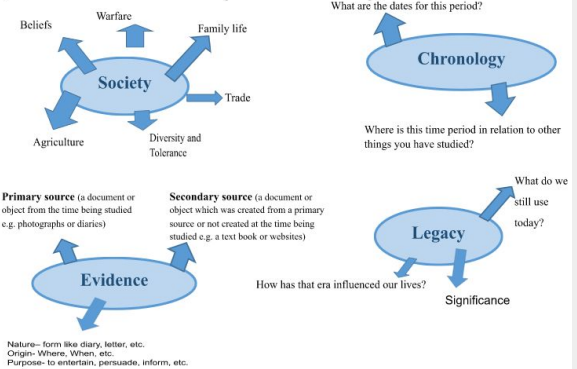
Tweets & replies

Media

Likes

<p>MATHS</p> <p>Children will learn:</p> <ul style="list-style-type: none"> How to read, write, compare and order 6-digit numbers To use < and > To add and subtract multiples of 10, 100 and 1000 to and from 5-digit numbers Written methods for addition and subtraction Mental strategies for addition and subtraction How to solve word problems Rounding to the nearest 10, 100 and 1000 Place value in decimal numbers Numbers to 1 million Negative numbers Roman numerals Interpreting different types of graphs including being introduced to line graphs To read and interpret table and timetables Multiples and factors including common factors Prime numbers, square and cube numbers How to multiply and divide by 10, 100 and 1000 Written methods for multiplying and dividing How to calculate the perimeter of rectilinear shapes How to calculate the area of rectangles, compound shapes and irregular shapes. 	<p>READING AND WRITING</p> <p>Children will use VIPERS and take part in Non-fiction Fridays in Guided Reading sessions.</p> <p>The class books they will be reading is: Asha and the Spirit Bird</p> <p>In grammar lessons the children will learn about:</p> <ul style="list-style-type: none"> Relative clauses Adjectives Conjunctions Homophones linked to spelling Main and subordinate clauses Using their knowledge to write: A brochure A diary entry A biography A letter An adventure story A non-chronological report
<p>INDIA</p> <p>YEAR 5 AUTUMN</p>	<p>ART AND DESIGN AND TECHNOLOGY</p> <p>In art the children will learn:</p> <ul style="list-style-type: none"> To use sketchbooks to make observations and review their art work. To use watercolours to create different landscapes and experiment with layers. <p>In Design and Technology children will learn:</p> <ul style="list-style-type: none"> To use a 3D printer To plan, design and evaluate
<p>MUSIC</p> <p>Children will learn about the musical elements through:</p> <ul style="list-style-type: none"> Exploring Indian musical instruments and their function within ragas Composing and performing to a given structure 	<p>SPANISH</p> <p>Children will learn:</p> <ul style="list-style-type: none"> The location of Spain Greetings Numbers to 20 Colours
<p>COMPUTING</p> <p>Children will learn:</p> <ul style="list-style-type: none"> E-safety To use Google Classroom To use Python and Scratch, including completing simple calculations, input values, create variables and use loops to draw shapes 	<p>ART AND DESIGN AND TECHNOLOGY</p> <p>In art the children will learn:</p> <ul style="list-style-type: none"> To use sketchbooks to make observations and review their art work. To use watercolours to create different landscapes and experiment with layers. <p>In Design and Technology children will learn:</p> <ul style="list-style-type: none"> To use a 3D printer To plan, design and evaluate

Threshold Concepts – History



<p>MATHS</p> <p>Children will learn:</p> <ul style="list-style-type: none"> To read, write and compare 6 and 7-digit numbers and decimals To round to the nearest 10, 100 and 1000 To round decimals to the nearest tenth and whole number About negative numbers Mental strategies for addition and subtraction problems including money Written methods for multiplication and division (including with remainders) How to divide using factors Multiples and factors About prime, square and cube numbers Equivalent fractions and how to simplify fractions To convert between mixed numbers and improper fractions To add, subtract, multiply and divide fractions To calculate fractions of an amount To identify fractions on a number line and to compare and order decimals About the four quadrants How to translate and reflect 	<p>READING AND WRITING</p> <p>Children will use VIPERS and take part in Non-fiction Fridays in Guided Reading sessions.</p> <p>The class books they will be reading are: Children of the Benin Kingdom and Nelson Mandela Long Walk to Freedom.</p> <p>In grammar lessons the children will learn about:</p> <ul style="list-style-type: none"> Adjective phrases Adverbs Modal verbs Subordinating conjunctions Commas Fronted adverbials The passive voice <p>In writing the children will be using their knowledge to write:</p> <ul style="list-style-type: none"> A character description A diary entry Letters A non-chronological report Creation stories
<p>AFRICA</p> <p>YEAR 6 AUTUMN</p>	<p>ART AND DESIGN AND TECHNOLOGY</p> <p>In art the children will learn:</p> <ul style="list-style-type: none"> To use sketchbooks to make observations and review their art work. To work collaboratively on a larger scale To develop photography skills including looking at macro, macro, and high angles. To mould clay to make Benin Bronzes <p>In Design and Technology children will learn:</p> <ul style="list-style-type: none"> To use a 3D printer to design a classroom for the future
<p>SPANISH</p> <p>Children will learn:</p> <ul style="list-style-type: none"> Numbers to 20 Days of the week and of the year About the town 	<p>COMPUTING</p> <p>Children will learn:</p> <ul style="list-style-type: none"> E-safety To refresh their Google Classroom skills The features of Google slides and Prezi How to use Movie Maker/Movie
<p>MUSIC</p> <p>Children will learn about the musical elements through:</p> <ul style="list-style-type: none"> Techniques for African drumming Exploring call and response Composing over an 8 beat cycle Refining their composition 	<p>ART AND DESIGN AND TECHNOLOGY</p> <p>In art the children will learn:</p> <ul style="list-style-type: none"> To use sketchbooks to make observations and review their art work. To work collaboratively on a larger scale To develop photography skills including looking at macro, macro, and high angles. To mould clay to make Benin Bronzes <p>In Design and Technology children will learn:</p> <ul style="list-style-type: none"> To use a 3D printer to design a classroom for the future



YEAR 6 BENINS KNOWLEDGE ORGANISER

KEY VOCABULARY AND SPELLINGS

Trade – exchanging of goods
Oba – the Yoruba word meaning 'King'
Yoruba – the name of the group of people who lived within the area of the holy city of Ife
Ife – the holy city nearby the Kingdom of Benin, ruled by the Yoruba people

Edo – The name of the group of people who lived within the ancient Kingdom of Benin
Ogiso Igodo – the first king of Ogiso of Benin
Ogiso Owodo – the last of the Igiso kings. He was exiled.
Oba Eweke – the first of a new dynasty of kings called the Obas
Oba Oguole – built the Benin City Wall
Oba Ewuare – expanded the Kingdom greatly and set up the trading links with Portugal
Oba Ovanramwen – the last king of Benin, exiled by British troops after their invasion
Ogiso – the Edo word meaning 'Kings of the Sky'

LOCATION

Benin City is the location of the ancient Kingdom of Benin. It is located in Nigeria, which is in the west of Africa. The Ancient Kingdom of Benin is NOT located in the modern country of Benin, this is a different country in Africa.



IMPORTANT PEOPLE

Ogiso Igodo – the first king of Ogiso of Benin
Ogiso Owodo – the last of the Igiso kings. He was exiled.
Oba Eweke – the first of a new dynasty of kings called the Obas
Oba Oguole – built the Benin City Wall
Oba Ewuare – expanded the Kingdom greatly and set up the trading links with Portugal
Oba Ovanramwen – the last king of Benin, exiled by British troops after their invasion

THE ANCIENT KINGDOM OF BENIN: AD 900-1900

The Kingdom of Benin rose to become a powerful empire in the 16th Century but was destroyed when it was invaded by British forces.

It began as a small group of villages that joined together to improve trading and security. The people worked hard as farmers and craftsmen so that the Kingdom had high quality goods to trade with foreigners.

The Obas were very powerful and were treated like gods, during their rule the Benin Kingdom expanded its boundaries.









Over time there were arguments about who would be the next Oba and this led to civil wars. British troops invaded and gained control. In the 1960s it became part of independent Nigeria.

	Year 5	Year 6
Autumn	India 	Africa 
Spring	Space 	Romans 
Summer	Greeks 	WWII 



Skills Builder

www.skillsbuilder.org/homelearning

Year 5		Year 6	
			
			

Saturday 26th August 2023

Pick something that you have completed or been successful at recently. It could be something you did at school or in a club, or something from home like cleaning your room or finishing a book. It can be a big success or something small that you are proud of.

Make an award or certificate for yourself to celebrate your success. Share your success with a family member or friend.

Reflection Questions

Getting Started: How do you know if something is too difficult for you?

Intermediate: Why is it important to be willing to take on new challenges?

Advanced: What resources might you need to achieve your goals?

Mastery: What steps do you need to put in place to make your goals happen?

 Aiming High

Saturday 19th August 2023

Think about 3 things you are grateful for today, that brighten your day and make you feel happy. They can be small things or big things.

Extension: Discuss your choices with members of your household and talk about other things that have brightened their day today too.

Reflection Questions

Getting Started: How does this activity make you feel?

Intermediate: How could you use this activity to feel more positive when something goes wrong?

Advanced: How could this help you to look on the bright side of something?

Mastery: How can you manage your emotional response to best support others?



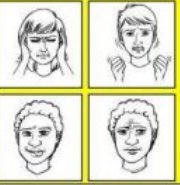

 Staying Positive



Zones of Regulation

A tool we use in school to help children identify their feelings and learn to self-regulate.



No emotion is bad, we all feel them at some point.

			
BLUE ZONE Sad Sick Tired Bored Moving Slowly	GREEN ZONE Happy Calm Feeling Okay Focused Ready to Learn	YELLOW ZONE Frustrated Worried Silly/Wiggly Excited Loss of Some Control	RED ZONE Mad/Angry Terrified Yelling/Hitting Elated Out of Control



What children need to bring to school

- Water Bottle
- Reading Book
- Planner
- Fruit snack for breaktime (if needed)



Being prepared helps the children to have a positive attitude towards their learning and commitment to their education



Reminders

YEAR 6

- PE days - **Monday** (swimming for 6M) and **Thursday**.
- Outdoor learning for Autumn 1 **Friday**
- Spelling test - **Friday**
- Home Learning and planners - **Monday**

YEAR 5

- PE days - **Tuesday** and **Wednesday** **5K Monday and Tuesday**
- Spelling test - **Monday**
- Home Learning and planners - **Monday**




Helping your child

- In school and punctual (gates open at 8:40am)
 - Time outside
- A good night's sleep and nutrition



Mathletics



Home learning

- A quiet place to complete it
- Linked to learning in class
- Year 6 weekly arithmetic and reading comprehension or grammar activities
- Year 5 will have this in the summer term

	Book/Chapter/Page	Reading Record	Comments
Monday	The BFG Chapter 1 Pg 1-8		The beginning was a little scary.
Tuesday	The BFG Chapters 2 + 3 Pg 9-16		I'm really enjoying the description.
Wednesday	The BFG Chapters 4 + 5 Pg 16 - 30		The BFG is the only friendly giant, all the others are mean.
Thursday	The BFG Chapter 6 Pg 31 - 35		I struggled with the word proposterous, now I know it means ridiculous.
Friday	The BFG Chapter 7 Pg 36 - 45		I'm looking forward to the adventure they will go on.
Parent/Carer signature:			<i>lu</i>

20



Secondary Schools

The deadline for applying to Secondary School is **31st Oct 2024** and has to be completed for every child who is due to start secondary school in September 2025.

Do not just have one school, look at local schools, attend open days/evenings or look at school websites.

Can change order of preference if your child does not pass the grammar school tests

Only the days of the Grammar tests are authorised absences.

If you need support with this, please let us know.



SATs

We will keep you updated and provide more information nearer the time.

- Monday 12th May - Thursday 17th May 2025
- Reading - comprehension
- Grammar, Punctuation and spelling
- Maths - Arithmetic
- Maths - Problem Solving and Reasoning x2



Kingswood Residential

